



Collaborating for the health of residents in
Aurora, Batavia, Big Rock, Blackberry, Kaneville,
Sugar Grove and Virgil Townships

Annual Report

July 1, 2022 - June 30, 2023

Approved

Table of Contents

Letter from the President & Executive Director	1
Townships	2
INC Mental Health Alliance History	3
INC Mental Health Alliance Board of Directors	4
708 Board Members	5
Tax Levy	6
Building Program	7
Agency Support by Program	8
Service Statistics by Funded Agency	9
Service Statistics by Township	9
Agency and Program Funding	10-11
Expense Analyses	12-13
Acknowledgements	14



Campers at COCS Good Grief Daycamp explore their feelings with the help of Julie the Comfort Dog.

Jim Scarpace, Director of Operations for Ascension Mercy, speaks during a ribbon cutting ceremony to celebrate the opening of the Crisis Stabilization Unit.



AID Mobile Crisis Response Team handed out information to the community during a National Night Out event.



Senior Services Friendly Visitors meet with their matched senior companions.





Collaborating for the health of residents in
Aurora, Batavia, Big Rock, Blackberry, Kaneville, Sugar
Grove and Virgil Townships

TO THE RESIDENTS OF SOUTH KANE COUNTY:

The Board of Directors and leadership of the INC Mental Health Alliance, NFP are pleased to present this Annual Report for the fiscal year period July 1, 2022 through June 30, 2023.

With the state government's end of the covid-19 pandemic emergency order, we are now encountering new concerns that were halted during the pandemic. Many individuals are losing their Medicaid coverage which results in the assistance and supports that were afforded under the emergency order no longer being available. Consequently, those most at risk are being significantly impacted. With the sale of our property and land in FY22, our board met to discuss the most pressing needs of our community in FY23. Evaluating the impact to be made with the proceeds of the sale, the board established goals and objectives in addition to the Strategic Plan goals to address the emerging needs post-pandemic. INC is excited to fund programs that will address these critical needs of our residents in years to come.

The INC Board and staff continue to work with our provider agencies and community partners to identify needed services that have no other source of state or federal funding to address the gaps in the system. The local 708 mental health property taxes paid by residents of our seven townships are integral in assuring the availability of mental health services in south Kane County. The 15 agencies and 33 programs funded by INC help address local needs for a diverse array of mental health services, substance use disorder treatment, and developmental disability programs for our residents. The INC model of consolidating and distributing local mental health taxes is an example of how diverse urban, suburban, and rural communities can work together to benefit and serve our most vulnerable residents.

The INC Board appreciates the work of all provider agencies who continue to serve our residents. We also want to thank our seven township 708 mental health boards and township officials for their unwavering support and commitment to our mission. Our local 708 board support makes a daily impact in on the lives of so many within our seven townships.

This report is an audited and accurate portrayal of income received, how the funds were used, and the programs funded by INC in FY2022-2023. We hope you will review the enclosed material and join us in sharing our appreciation of our communities.

Please feel free to contact INC staff with any questions or suggestions regarding any of the information provided. With your continued support, we look forward to continuing our mission for many more years to come.

Best wishes,

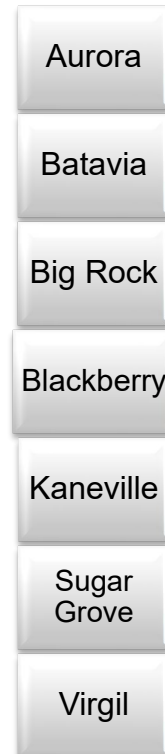
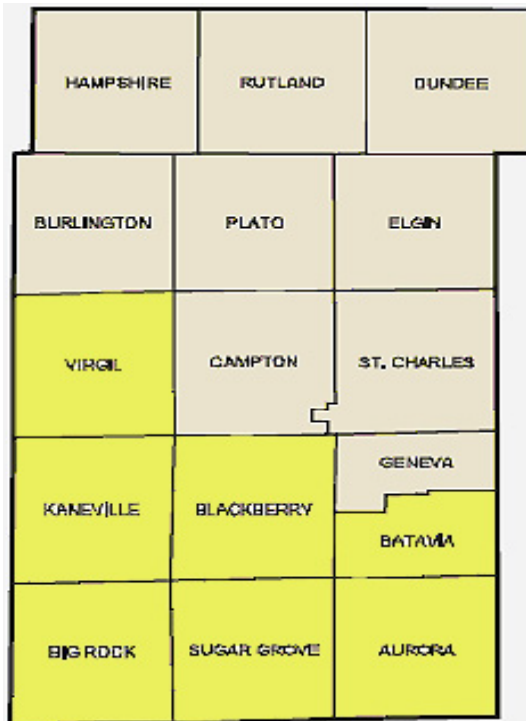
A handwritten signature in black ink, appearing to read "TJ Vaughan".

TJ Vaughan, PhD,
INC Mental Health Alliance Board President

A handwritten signature in black ink, appearing to read "Dalila Alegria".

Dalila Alegria,
Executive Director

Funding for Mental Health, Intellectual / Developmental Disabilities and Substance Use Disorder Services for the Residents of:



OUR MISSION

To support mental, intellectual, and developmental health and well-being for residents of the seven townships in INC's Alliance by responsibly using these local resources to fund, plan, coordinate, monitor, advocate, educate and lead collaborative efforts for a local system of care that provides services to any resident with mental health concerns: developmental/intellectual disabilities and/or substance use disorders.

INC Mental Health Alliance History

Formerly Mental Health and Mental Retardation Services, Inc., but known throughout the community as “INC,” is an Illinois, not-for-profit corporation which was chartered on 1969 to promote the creation of local mental health boards authorized April under 405 Illinois Compiled Statutes §20/3a (Community Mental Health Act).

In the November 1970 general election, Aurora, Batavia, Big Rock, Blackberry, Kaneville, and Sugar Grove Township voters in Kane County, Illinois, approved a community mental health tax by referendum. Each of the six township boards appointed a seven-member community mental health board, known as a “708” board after the number of the Illinois House of Representatives resolution which created such entities. Virgil Township passed a referendum in November 2000 and appointed a 708 board.

Each 708 board recommends a mental health levy to its respective township board for inclusion among their levy submissions to the county. The county distributes the tax dollars collected to the townships, which remit the mental health portion of the taxes to INC Mental Health Alliance, the administrative body. The combined levies are distributed to agencies for selected, eligible services by the INC Mental Health Alliance.

INC Mental Health Alliance Board of Directors is composed of fifteen (15) members; one member from each of the township 708 Boards, and eight (8) members-at-large elected by the board. Contractual agreements exist between INC and the seven community mental health boards to carry out the work in a regional approach to administration.

Community support provided by INC with local mental health tax dollars enable local agencies to deliver services to persons with mental illness, intellectual / developmental disabilities, and substance use disorders. Since its inception, INC has allocated over \$50 million to community agencies towards services for individuals within its catchment area.

2022 - 2023 INC Board of Directors

Executive Committee

T.J. Vaughan, Ph.D (Batavia Township)
President
Batavia, 60510

Eva Serrano, Ed.D
Vice President
Aurora, 60506

Marilyn Jacobsen
Secretary
North Aurora, 60542

Ken Rojek
Treasurer
Big Rock, 60511

Denise Elsbree (Aurora Township)
Aurora, 60506

Alicia Schatterman, Ph.D
Sugar Grove, 60554

Directors

Denise Claessens
Sugar Grove, 60554

Joanne Tosch (Big Rock Township)
Big Rock, 60511

Kathleen E. Hooey (Kaneville Township)
Maple Park, 60151

John Whildin
Elburn, 60119

Evelyn Hull, MS
Aurora, 60506

Tina Willson (Sugar Grove Township)
Montgomery, 60538

Kenneth Schultz (Kaneville Township)
Maple Park, 60151

Russ Wolf
Aurora, 60506

Caryn Spitzzeri (Blackberry Township)
Elburn, 60119

Michael Yagen (Virgil Township)
Maple Park, 60151

This is a fifteen member board consisting of one representative from each township and eight at-large members. INC Board met six times during 2022 - 2023 as required. Not all board members served the entire year.

Staff

Dalila Alegria, Executive Director
Colleen Baliya, Operations Manager
Ann Montgomery, Administrative Assistant
Isabella Ramirez, Intern

2022 - 2023 Community Mental Health 708 Boards

Aurora Township

Denise Elsbree, President
Janice Smith, Secretary
Robert Borchert
Yolanda Dunn
Joel Gránirez
David Moore*
Christine Goerlich Weber

Batavia Township

Howard Katz, President
Helen Sue Krol, Secretary
Nancy Hubbard
Nancy Murphy
Kim Tarver
T.J. Vaughan
John West*

Big Rock Township

Ted McCannon, President
Tom Losiniecki, Secretary
Judy Blincoe
Raquel Case-Enck
Kenneth Rojek*
Brenda Rompf
Joanne Tosch

Blackberry Township

Caryn Spitzzeri, President
Donna Harner, Secretary
Stephanie Butler
Judie Childress*
Elizabeth Kufer
Lois Mack
Carrie Seida

Kaneville Township

Kenneth Schultz, President
Jan Gramley, Secretary
Kathleen E. Hooey
Susanna Smith
Jody Springsteen
Jeanette Wampach
Alvah Withey*

Sugar Grove Township

Tina Medlin Willson, President
Nadia Schweisthal, Secretary
Sally Bruce
Denise Claessens
Cathy Hoyda
Lisa Sestak
Phil Silagi*

Virgil Township

Michael Yagen President
Jean Fabrizius, Secretary
Tiffany Callaghan
Rita Campbell
Ted Janecek*
Cheryl O'Brien
Bridget Ruf
Peg Yagen

*Indicates Township Representative

Please note: These are seven member boards.
Not all board members served the entire year.

Meetings

The Township Community Mental Health 708
Boards met four times during 2022-2023, with
the annual meeting of the INC Board of
Directors serving as 4th meeting of the year.

2021 Tax Levy For Use in 2022 - 2023

Township	Levy Received
Aurora Township	\$1,384,824
Batavia Township	\$417,713
Big Rock Township	\$26,642
Blackberry Township	\$58,873
Kaneville Township	\$14,968
Sugar Grove Township	\$127,288
Virgil Township	\$20,175
Total	\$2,050,482

TAKING STEPS FORWARD

Supporting mental, intellectual, and developmental health and well-being for residents of the seven townships in INC's alliance.

Building

2022 - 2023 Rental Income / In-Kind Donations

Lease	Property	Rent Collected	In-Kind Donations
National Alliance on Mental Illness (NAMI)	400 Mercy Lane	-0-	\$4,320
Conley Outreach Community Services	Sugar Grove Office	-0-	\$17,760
	Elburn Office	-0-	\$9,660
Total		\$0	\$31,740

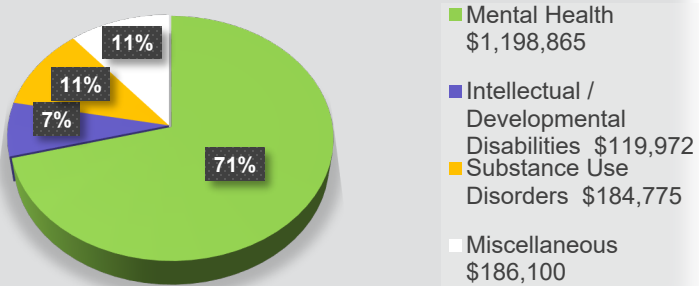
INC leases building space in the West Towns area to provide space for providers and clients to meet. These are managed by Conley Outreach Community Services and are also considered in-kind contributions. INC also provides in-kind office space to NAMI KDK for needed services. The above table is a breakdown of in-kind donations for 2022 – 2023.

PROMOTING BETTER HEALTH

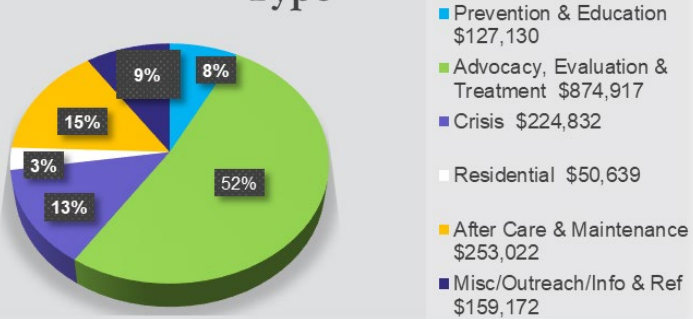
INC's continuing responsibility to the citizens of our seven townships is to assure the availability, accessibility, and continuity of appropriate services for persons with mental illness, intellectual / developmental disabilities, and substance use disorders.

Total Agency Support by Categories

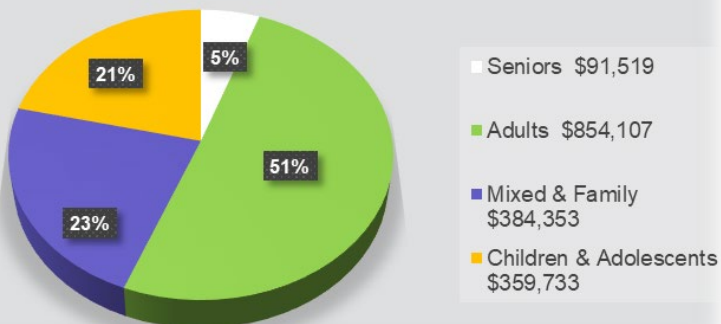
Core Services



Type



Age



2022 - 2023 Service Statistics by Funded Agency

Agency	Defined Unit	Residents Served	Units of Service
Ascension Mercy	1 Hour	28	342
Association for Individual Development	Varies	31,185	212,571
Cities In Schools	1 Hour	107	1,331
Conley Outreach Comm. Services	Varies	475	1,517
Family Counseling Service	Varies	1,512	6,955
Family Focus	Varies	529	529
Family Service Assc. of Greater Elgin	1/4 Hour	684	3,665
Fox Valley Hands of Hope	1 Contact	154	247
Gateway Foundation	1 Day	6	121
Mutual Ground, Inc.	1 Hour	408	1,255
NAMI KDK	Varies	236	661
Senior Services Associates	Varies	62	236
Suicide Prevention Services	1 Hour	2,967	3,550
TriCity Family Services	1/4 Hour	1,021	42,307
VNA Health Care	1 Hour	177	1,555
TOTAL		39,551	276,842

2022 - 2023 Service Statistics by Township

Township	Residents Served	Units of Service
Aurora Township	36,762	238,340
Batavia Township	1,876	26,832
Big Rock Township	57	115
Blackberry Township	322	4,720
Kaneville Township	46	337
Sugar Grove Township	431	4,333
Virgil Township	57	2,165
TOTAL	39,551	276,842

2022 - 2023 Agency Funding & Support

Agency	Program	Funding
Ascension Mercy	Crisis Stabilization Unit	\$25,000
TOTAL		\$25,000
Association for Individual Development	Client and Family Support Services	\$96,000
	Fox Valley Crisis Hotline	\$97,992
	Keeler Autism Services	\$27,725
	Psychiatric and Behavioral Health Services	\$66,000
	Unfunded Psychiatric Support Services	\$120,000
	Victim and Outreach Services	\$18,000
TOTAL		\$425,717
Cities In Schools	Comprehensive Services Program	\$86,275
TOTAL		\$86,275
Conley Outreach Community Services*	Community Care Team	\$1,000
	Good Grief Day Camp	\$1,500
	Kaneland Community Partners-Healthy Youth	\$2,500
	West Towns Network	\$74,500
TOTAL		\$79,500
Family Counseling Service	CMH Academy Program	\$28,000
	Psychiatric Services	\$252,050
TOTAL		\$280,050
Family Focus	Community Liaison	\$60,435
TOTAL		\$60,435
Family Service Association of Elgin	Crisis Intervention Unit	\$51,430
TOTAL		\$51,430
Fox Valley Hands of Hope	Adult Bereavement Services	\$10,000
	Cuenta Conmigo	\$3,275
	Youth Bereavement Services	\$15,360
	Computer Equipment**	\$2,141
TOTAL		\$30,776
Gateway Foundation	Providence House Residential	\$47,916
TOTAL		\$47,916
Marklund	Therapeutic Equipment**	\$16,356
TOTAL		\$16,356

Agency	Program	Funding
Mutual Ground	Nurturing Family Program	\$85,260
	Comprehensive Services Program	\$37,000
	Comprehensive Women's Treatment	\$38,000
	Domestic Violence	\$73,225
	Sexual Assault	\$33,500
TOTAL		\$266,985
NAMI – KDK*	Community Support Groups	\$11,204
	Treatment Alternative Court	\$522
TOTAL		\$11,726
Senior Services Associates	Senior Companion	\$19,053
TOTAL		\$19,053
Suicide Prevention Services	Intervention Program	\$31,640
	School Suicide Prevention	\$7,650
	SPS Hotline	\$7,639
TOTAL		\$46,929
TriCity Family Services	Counseling Services	68,950
	Emotional Services	48,930
	Computer Equipment**	10,314
TOTAL		\$128,194
VNA Health Care	Healthy Families Illinois	81,630
TOTAL		\$81,630
Agency Funding		\$1,657,972
Subsidized Rent		\$31,740
TOTAL SUPPORT		\$1,689,712

*Subsidized rents are not included in agency totals.

**Funding provided as a one time support.

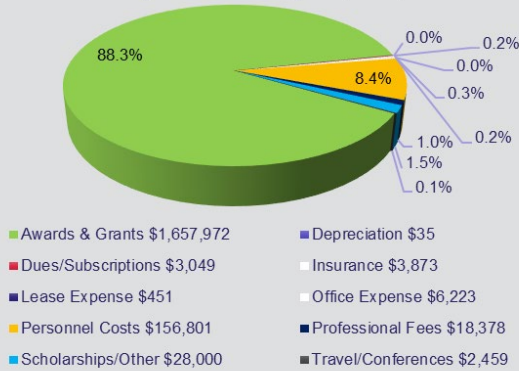
BUILDING BETTER COMMUNITIES

Annual grants made by INC to local agencies for services to persons with mental illness, developmental disabilities and substance use disorders, using the local mental health tax dollars, are currently over \$1.6 million

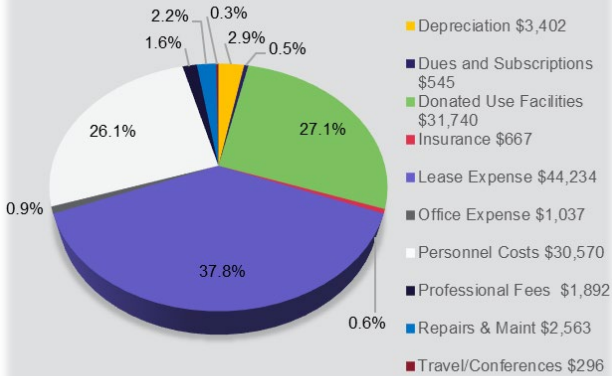
INC 2022 – 2023 Expense Analyses

(From Audit – Divided by Program)

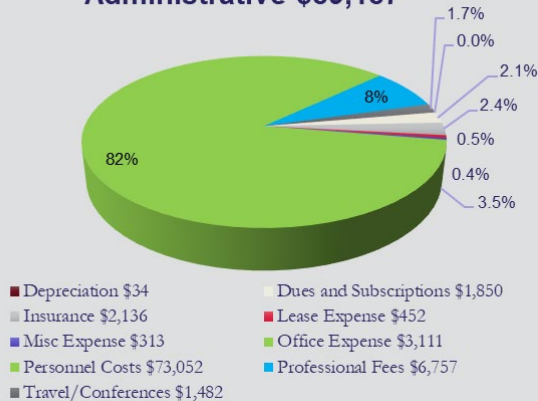
Planning & Funding \$1,877,241



Building Program \$116,946

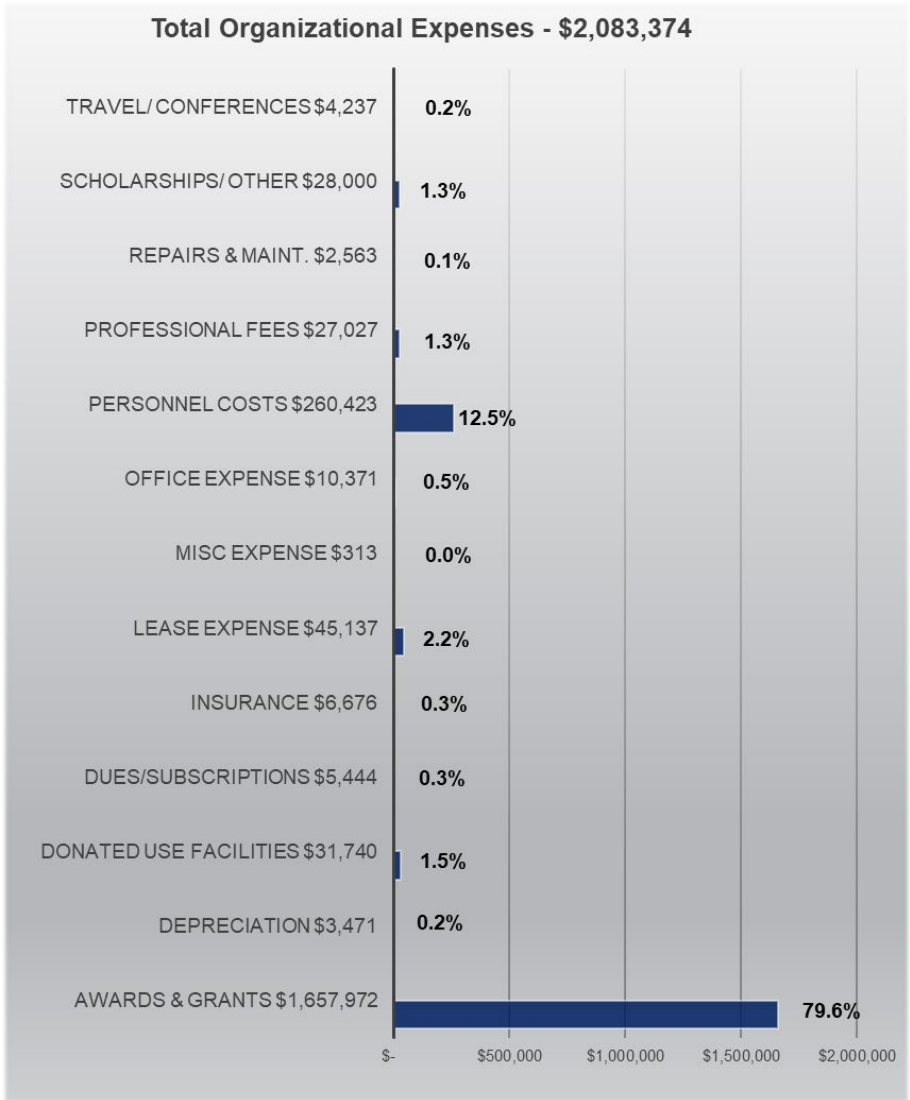


Administrative \$89,187



INC 2022 – 2023 Expense Analysis

(From Audit)



Awards and Grants comprise the largest expenditure for INC, overall, at 79.6%. Personnel Costs are at 12.5%, and Lease Expense is at 2.2% organization wide.

INC continues to be cognizant of using tax-payer funds to provide needed community support while keeping costs to do so at a minimum.

Planning & Funding comprises 90% of the total organizational expenses, while the Building Program comprises 6%. This leaves 4% of total organizational expenses to Administrative.

**INC Mental Health Alliance always extends a sincere
Thank You!**

... to the Township Supervisors, Clerks and Staff of Aurora, Batavia, Big Rock, Blackberry, Kaneville, Sugar Grove, and Virgil Townships for your assistance with the levies that provide mental health taxes to fund services for mental health, intellectual/developmental disabilities, and substance use disorders for our residents.

... to the Executive Directors and Staff of INC-funded agencies for providing services to those in need and for collaborating with other agencies on issues that arise throughout the year to ensure that the needs are met. Also, for prompt reporting of data so that taxpayers can see how these funds are being used and become aware of the importance of their support.

... to all the other agencies, organizations and networks who work throughout the community to identify gaps in service, collaborate to provide appropriate responses, and, where unable to fulfill the identified service requirements, refer to other agencies who can.

and last, but not least,

... to the taxpayers, residents, and concerned citizens who volunteer, serve on the community mental health 708 boards, and otherwise support the agencies and programs serving those in need.

The INC Board of Directors and staff are grateful for the role each of you plays in sustaining the system of care in south Kane County.



Collaborating for the health of residents in
Aurora, Batavia, Big Rock, Blackberry, Kaneville,
Sugar Grove and Virgil Townships

PO Box 935, 400 Mercy Lane, Aurora, IL 60507-0935

630.892.5456

www.incmha.org